








Age Category	Common Sense Media Unit	Resources	Curriculum Opportunities
<p data-bbox="188 395 232 419">Yr2</p> <div data-bbox="103 469 315 563" style="border: 1px solid black; border-radius: 10px; padding: 5px; display: inline-block;">  Internet Safety         </div>	<p data-bbox="479 395 501 419">1</p> <p data-bbox="394 472 586 549" style="text-align: center;"><b><u>Staying Safe Online</u></b></p> <p data-bbox="353 596 604 847">Pupils understand that they should stay safe online by choosing websites that are good for them to visit, and avoid sites that are not appropriate for them</p>	<p data-bbox="680 408 1111 432"><b>Childnet</b> - <a href="#">Smartie the Penguin - ebook</a></p> <p data-bbox="680 485 981 509"><b>Childnet</b> - <a href="#">Digiduck e-book</a></p> <p data-bbox="680 560 994 584"><b>Disney</b> - <a href="#">Don't be in the dark</a> Online safe surfing game</p> <p data-bbox="680 671 1330 695"><b>AVG</b> – <a href="#">Magda and Mo</a> Free E-book about information online</p> <p data-bbox="658 746 1319 847">Further lesson idea: Create a top websites league table and use the information to help to update their school website links</p>	<p data-bbox="1413 395 1845 419">Literacy – Non-fiction Information texts</p> <p data-bbox="1413 472 2092 572">ICT - to use text, tables, images and sound to develop their ideas, how to share their ideas by presenting information in a variety of forms [for example, text, images, tables, sounds</p> <p data-bbox="1413 624 2121 683">Idea: Create a top websites league table and use the information to help to update their school website links</p>




Age Category	Common Sense Media Unit	Resources	Curriculum Opportunities
<p data-bbox="188 464 232 488">Yr2</p> <div data-bbox="98 536 320 632"> </div> <div data-bbox="98 639 320 735"> </div>	<p data-bbox="479 464 501 488">2</p> <p data-bbox="405 539 580 619"><b><u>Follow the Digital Trail</u></b></p> <p data-bbox="353 675 613 962">Pupils learn that the information they put online leaves a digital footprint or “trail.” This trail can be big or small, helpful or hurtful, depending on how they manage it.</p>	<p data-bbox="680 469 1146 496"><b>Childnet</b> – <a href="#">What should you keep safe?</a></p> <p data-bbox="680 552 1256 619"><b>BBC</b> – <a href="#">Saxon Monk – Internet Videos are forever</a> Horrible histories video</p> <p data-bbox="680 675 1274 742"><b>ICO</b> – <a href="#">Personal information and information rights</a> Lesson plans and resources</p> <p data-bbox="680 798 1348 865"><b>CEOP</b> – <a href="#">Welcome to the carnival</a> Hector’s World cartoon about personal information</p> <p data-bbox="656 920 1382 1118">Further lesson idea: Whole class circle time - Who would I/you share my/your information with? A photo? Your name? Your address? Birth date? Preferences? Password? Email address? Telephone number? Favourite football team? Favourite singer?</p>	<p data-bbox="1424 469 2047 536">PSHE – SEAL – Relationships Identify and respect the differences and similarities between people.</p> <p data-bbox="1424 592 2024 703">SEAL – Changes Preparing to play an active role as citizens, to recognise choices they can make, and recognise the difference between right and wrong.</p> <p data-bbox="1424 759 2078 951">Idea: Whole class circle time - Who would I/you share my/your information with? A photo? Your name? Your address? Birth date? Preferences? Password? Email address? Telephone number? Favourite football team? Favourite singer?</p>




Age Category	Common Sense Media Unit	Resources	Curriculum Opportunities
<p data-bbox="188 533 232 560">Yr2</p> <div data-bbox="98 603 318 699">  </div> <div data-bbox="98 708 318 804">  </div>	<p data-bbox="479 533 501 560">3</p> <p data-bbox="376 608 607 687"><b><u>Screen out the Mean</u></b></p> <p data-bbox="353 743 629 1031">Pupils learn that children sometimes can act like bullies when they are online. They explore what cyberbullying means and what they can do when they encounter it.</p>	<p data-bbox="654 544 954 571"><b>Cybersmart</b> - <a href="#">Cyberbullying</a></p> <p data-bbox="654 587 864 614">Teachers resources</p> <p data-bbox="654 679 1122 707"><b>Kidscape</b> – <a href="#">links to Cyberbullying resources</a></p> <p data-bbox="654 772 1133 799"><b>UK Safer Internet Centre</b> <a href="#">Safer Internet Day</a></p> <p data-bbox="654 855 1330 1031">Further lesson idea: How does it feel? Use an online digital imagery tool such as <i>photostory</i>, <i>animoto</i> or <a href="http://edu.glogster.com/">http://edu.glogster.com/</a> to create an eposter to depict how it feels to be the victim of a bullying incident. (Free but you need to create an account.)</p>	<p data-bbox="1424 496 2051 635">PSHE – SEAL – Say no to bullying to recognize how their behavior affects other people, to realize consequences of anti-social and aggressive behaviours such as bullying and racism on individuals and communities.</p> <p data-bbox="1424 687 1805 715">Literacy – Non Fiction – persuasion.</p> <p data-bbox="1424 762 2096 826">ICT - Developing ideas and making things happen, to use text, tables, images and sound to develop their ideas.</p> <p data-bbox="1424 874 2096 1013">Idea: How does it feel? Use an online digital imagery tool such as photostory, animoto or <a href="http://edu.glogster.com/">http://edu.glogster.com/</a> to create an eposter to depict how it feels to be the victim of a bullying incident.</p>



Age Category	Common Sense Media Unit	Resources	Curriculum Opportunities
<p data-bbox="188 533 232 560">Yr2</p> <div data-bbox="100 603 320 699" style="border: 1px solid black; border-radius: 10px; padding: 5px; display: inline-block;">  Information Literacy         </div>	<p data-bbox="479 533 501 560">4</p> <p data-bbox="367 608 616 643"><b><u>Using Keywords</u></b></p> <p data-bbox="353 699 624 983">Pupils understand that keyword searching is an effective way to locate information on the Internet. They learn how to select keywords to produce the best search results.</p>	<p data-bbox="680 539 1323 608"><b>SWGfL</b> - <a href="#">Swiggle</a> Education search engine and resource site for children</p> <p data-bbox="680 663 987 732"><b>Google</b> – <a href="#">Safesearchkids</a> Search engine for children</p> <p data-bbox="680 788 1294 898"><b>Common Sense Media</b> - <a href="#">Choosing a Search Site</a> Lesson plans from a previous version of CSM Digital Literacy and Citizenship Curriculum</p> <p data-bbox="656 954 1391 1230">Further lesson idea: Create a class top trumps game, e.g. each pupil is allocated a country and must locate key information such as longest river, highest mountain, population and tallest building. You could use <i>swiggle</i> to carry out safer searches, compare usefulness of results to those of a general search engine such as <i>google</i>.</p>	<p data-bbox="1424 533 1715 560">Literacy – Non-fiction texts</p> <p data-bbox="1424 608 2074 751">Idea: Create a class top trumps game, e.g. each pupil is allocated a country and must locate key information such as longest river, highest mountain, population and tallest building.</p> <p data-bbox="1424 759 2085 863">You could use <a href="#">swiggle</a> to carry out safer searches, compare usefulness of results to those of a general search engine such as google.</p>



Age Category	Common Sense Media Unit	Resources	Curriculum Opportunities
<p data-bbox="188 533 232 560">Yr2</p> 	<p data-bbox="479 533 501 560">5</p> <p data-bbox="409 608 573 643"><b><u>Sites I Like</u></b></p> <p data-bbox="353 687 629 975">Pupils discuss criteria for rating informational websites and apply them to an assigned site. Pupils learn that all websites are not equally good sources of information.</p>	<p data-bbox="678 544 925 571"><b>CEOP</b> - <a href="#">Hector's World</a> Cartoons and teacher resources</p> <p data-bbox="678 659 1126 686"><b>Netsmartz</b> - <a href="#">Delivery for webster - ebook</a></p> <p data-bbox="678 735 1375 836"><b>Common Sense Media</b> - <a href="#">Choosing a Search Site</a> Lesson plans from a previous version of CSM Digital Literacy and Citizenship Curriculum</p> <p data-bbox="678 884 1305 911"><b>AVG</b> – <a href="#">Magda and Mo</a> E-book about appropriate websites</p> <p data-bbox="656 959 1305 1171">Further lesson idea: Play likes and dislikes “stations” – several options are presented, pupils move around the room to their most or least favourite option, e.g. colours, pastimes, animals and sports. Invite pupils to explain their choices and persuade others to join them.</p>	<p data-bbox="1424 533 2056 596">PSHE – SEAL – Relationships. Recognise what they like and dislike.</p> <p data-bbox="1424 644 2089 788">EYFS Personal, social and emotional development Shows an interest in classroom activities through observation or participation. Is confident to try new activities, initiate ideas and speak in a familiar group</p> <p data-bbox="1424 836 2063 1011">Idea: Play likes and dislikes “stations” – several options are presented, pupils move around the room to their most or least favourite option, e.g. colours, pastimes, animals and sports. Invite pupils to explain their choices and persuade others to join them.</p>